

How you can make a real RAIN GAUGE with Sheriff Hank Highwater

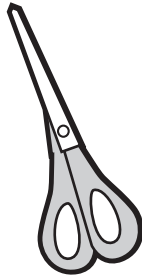
How much did it rain at your house? Find out with a rain gauge that you can make.




STUFF YOU'LL NEED...



PAPER RULER



SCISSORS



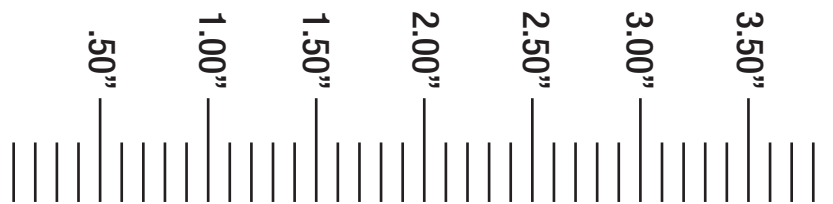
CLEAR TAPE



FOOD JAR

cut this out & tape it to the jar →

PIMA COUNTY REGIONAL FLOOD CONTROL DISTRICT



Cut out the ruler and tape it to the outside of a straight sided food jar, like one used for jelly or olives. The bottom of the ruler needs to be even with the bottom of the jar.

Cover the strip with clear tape to protect it from the rain. Set it on a flat surface where rain can fill it up.

You can keep a diary of how much rain falls where you live.



For more information visit www.rfcd.pima.gov